




Bratislava electricity consumption





Overview

The latest value from 2023 is 24. In comparison, the world average is 142. 91 billion. Energy balance in the SR, the data on consumption of fuels and energy in selected branches as well as the data on selected indicators. 000 GWh from Jan 2008 (Median) to Nov. Slovakia has made a remarkable achievement in its electricity generation by sourcing over 85% of its power from low-carbon and clean energy sources. With nuclear energy contributing the largest share at approximately two-thirds of the total electricity, Slovakia stands as a shining example of. The ongoing 6th regulatory period, spanning a duration of 5 years until 2027, seeks to establish a sufficiently stable environment conducive to the strategic planning and realization of investments by regulated entities on an economically rational basis. The city is committed to achieving climate neutrality by 2050, with a focus on modernising its heating systems, improving energy efficiency, and improving public transport to reduce emissions and strengthen climate resilience. However, Bratislava faces significant climate challenges, including.



Bratislava electricity consumption




Slovakia: Electricity consumption

Slovakia: Electricity consumption, billion kilowatthours: The latest value from 2023 is 24.18 billion kilowatthours, a decline from 26.35 billion kilowatthours in 2022. In comparison, the world average is 142.53 billion ...

Energy and CO2 in Slovakia

Slovakia is one of the countries with the highest percentage of nuclear energy consumption in the world. The given production capacities for electric energy for the year 2023 have a theoretical value, which can only be ...



[Latest developments in the electricity sector in Slovakia](#)

Slovakia s energy mix in 2022: share of individual energy sources in total electricity generation (defined according to Energy Act) Slovakia's future energy mix will take into account three pillars - security of ...

[Slovakia Electricity Generation Mix 2025](#)

Slovakia's electricity mix includes 66% Nuclear, 13% Hydropower and 10% Gas. Low-carbon generation reached a record high in 2025.




Daily operational data

Daily operational data Daily production and consumption of electricity in Slovakia Daily peaks and lows of load in Slovakia Measured 15min. operational data of Slovak power system Measured crossborder flows of Slovak ...



Case study ESPON long

Bratislava has high energy demand, especially due district heating, public transport, and urban infrastructure, and therefore Bratislava has prioritised initiatives aimed at decarbonisation, energy transition, and urban ...



[Slovakia Electricity: Supply, Transformation and Consumption](#)

Discover data on Electricity: Supply, Transformation and Consumption in Slovakia. Explore expert forecasts and historical data on economic indicators across 195+ countries.

Slovakia



Many of us want an overview of how much energy our country consumes, where it comes from, and if we're making progress on decarbonizing our energy mix. This page provides the data for your chosen country ...



? Electricity prices in Bratislava

Electricity prices in Bratislava, the capital city of Slovakia, vary depending on a number of factors such as the provider, the amount of electricity consumed, and the time of day it is used.

Energy

Energy balance in the SR, the data on consumption of fuels and energy in selected branches as well as the data on selected indicators on electricity. Overview of selected solid fuels and electricity sources.





Contact Us

For catalog requests, pricing, or partnerships, please visit:

<https://id2market.eu>

Phone: +34 910 56 87 45

Email: info@id2market.eu

Scan the QR code to access our WhatsApp.

