



How to disassemble the energy storage box of a mechanical watch



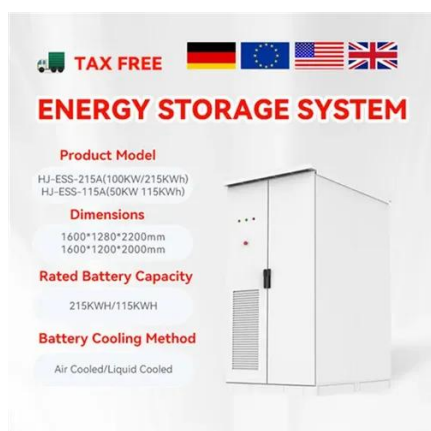


Overview

metal spring that stores energy in a mechanical watch or a manual Swiss mechanical watch from the late 40's or 50's. This is the first time I've worked on to how the parts are placed when you disassemble your watch. If necessary, do some sketches. T. Steps 5-10 are a slow overview of disassembling a simple Timex mechanical movement, encapsulating the basic "what to expect" components (gear trains, crown + stem, escapement, mainspring, balance bridge). Then the next 6 watches are done in a single step each, with notes in pictures explaining. Marshall walks you through how he disassembles and reassembles an Seagull ST36 watch movement using only the minimal tools! Plenty of people have asked about trying out watch restoration as a hobby, and this is the natural starting point for a beginner watch repairer. more Audio tracks for some. How to take apart a watch or clock and study its internal mechanisms - a HowTo guide and introduction to the fascinating world of Horology. Carefully remove the hands using a hand puller, then protect the dial as you extract it.



How to disassemble the energy storage box of a mechanical watch



How to Take Apart a Watch

To successfully disassemble a watch, you'll need a few essential tools that guarantee precision and safety throughout the process. Start with precision screwdrivers, which come in sets with color-coded

...

How to take apart a watch or clock and study its internal mechanisms

Horology - The Study of Time
Step 1: Gather The Necessary Tools
Step 2: Remove The Back Cover
Step 3: Locate The Stem and Crown
Step 4: Remove The Movement
Step 5: Disassemble The Movement
What Is A Watch Movement?
The Watch Movement in Depth
Gear Train
The Use of Jewels in Watches
Once you have the necessary tools, the first step is to remove the back cover of the watch. Use a flathead screwdriver or specialized case opener to carefully remove the back cover. If the watch has a hinge, be sure to open it gently to avoid damaging it. See more on [geekslop saas-fee-azurit \[PDF\]](#)



How to disassemble the energy storage box of a mechanical watch

You can find disassembly/reassembly instructions that are relevant to most manual wind watches in the old Army TM9-1575 technical manual, which is available as a free

HOW TO CLEAN AND OIL A VINTAGE MECHANICAL WRIST WATCH OR POCKET WATCH





If it is your goal to learn how to dismantle, clean, and reassemble a watch as a hobby, then you have come to the right place. I have repaired literally thousands of watches over the past 20 years.

Watch Disassembly Secrets: Essential Repair & Maintenance for

...

This post will cover the essential tools, techniques, and precautions necessary for successful watch disassembly and reassembly. We'll explore the anatomy of a watch movement, ...



[How to disassemble a watch correctly?](#)

A thorough guide on how to properly disassemble a watch at home. Learn about the essential tools needed and follow the detailed, step-by-step process from experts.

[How to disassemble a watch correctly?](#)

Work in a clean and well-lit area. Lay out a soft, clean cloth to protect the watch and parts. Have all necessary tools and equipment ready. If your watch has a bracelet or strap, use the ...



How to take apart a watch or clock



and study its internal mechanisms

If you're a collector or just curious about how pocket watches work, you may want to disassemble and inspect the internal mechanisms of a pocket watch. Here are the steps to follow:



Disassembling Watches With 3 Common Tools

Even though this is a Timex watch, the components here look almost nothing like what we've seen in the Timex mechanical watches. See this picture for a nice exploded view of what to roughly expect.



1. Basic technique of mechanical watch disassemble

Basic technique about mechanical watch disassemble with case back opener, pin pusher or screw drive more

How to disassemble the energy storage box of a mechanical watch

You can find disassembly/reassembly instructions that are relevant to most manual wind watches in the old Army TM9-1575 technical manual, which is available as a free



How to Disassemble (and Reassemble) a



Watch Movement Using

Marshall walks you through how he disassembles and reassembles an Seagull ST36 watch movement using only the minimal tools!





Contact Us

For catalog requests, pricing, or partnerships, please visit:

<https://id2market.eu>

Phone: +34 910 56 87 45

Email: info@id2market.eu

Scan the QR code to access our WhatsApp.

