



Wind power generation in the third quarter





Overview

Total clean power capacity installed in Q3 2025 at 11,695 MW represents a 14% increase YOY. December 4, 2025 - The American Clean Power Association (ACP) released its Clean Power Quarterly Market Report today, showing U. 7 gigawatts (GW) of new utility-scale solar, wind, and energy storage. The third quarter of 2023 was the slowest quarter for wind energy capacity additions that the sector has seen since 2018, according to S&P Global Market Intelligence. Add us as a Google Preferred Source to see more of our articles in your search results. In an aerial view, turbines from. U. electricity generation from wind turbines decreased for the first time since the mid-1990s in 2023 despite the addition of 6. 2 gigawatts (GW) of new wind capacity last year. Department of Energy's annual offshore, land-based, and distributed wind market reports, released in August 2024, show that the passage of the Inflation Reduction Act (IRA) led to significant increases in near-term wind deployment forecasts and has motivated billions of dollars of funding. Download the public version for a summary of Q3 2025 clean power market analysis, technology, and data.



Wind power generation in the third quarter



[US wind installations see slowest quarter in years, ...](#)

The third quarter of 2023 saw U.S. wind installations ...

[Q3 2025 Clean Power Market Report , Public Version , ACP](#)

Developers added 11.7 GW of new utility-scale solar, wind, and battery storage capacity -- a 14% increase over Q3 2024, making it the strongest third quarter on record.



REPORT: Q3 Market Report Shows Strong Quarter of Deployment, ...

Despite robust demand for power, buyers largely sat on the sidelines in the third quarter, waiting for a clearer policy environment to emerge and the rules around tax credit eligibility for ...

Wind generation declined in 2023 for the first time since the 1990s

U.S. electricity generation from wind turbines decreased for the first time since the mid-1990s in 2023 despite the addition of 6.2 gigawatts (GW) of new wind capacity last year.



US wind installations see slowest quarter in years, with 288 MW

The third quarter of 2023 saw U.S. wind installations "crater," adding only 288 MW of capacity - the slowest quarter for new wind energy in the country in the past five years, according to



[Wind Market Reports: 2024 Edition, Department of Energy](#)

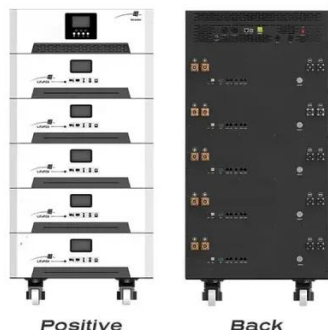
The U.S. Department of Energy's annual offshore, land-based, and distributed wind market reports, released in August 2024, show that the passage of the Inflation Reduction Act (IRA) led to significant

...



[Wind Energy Growth, Energy Markets & Planning](#)

Texas continues to have the most wind power, accounting for over a quarter of national capacity, while Iowa has the highest share of in-state generation from wind, at 63%. For the number and size of new ...


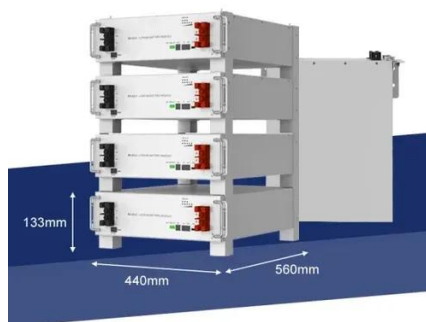


[NEW REPORT: Record Third Quarter for US](#)



Clean Energy ...

Year-to-date installations of solar, wind, and storage fell 6% as a slow first quarter and a sharp decrease in third quarter wind capacity additions contributed to the decline in year-to-date ...



Clean Power Quarterly Market Report , Q3 2023

This Quarterly Report from ACP provides a snapshot view of the latest U.S. utility wind, solar, green hydrogen, transmission and battery storage industry activity and trends.

United States

Energy Information Administration - EIA - Official Energy Statistics from the U.S. Government



FERC: Solar + wind made up 96% of new US ...

Solar and wind accounted for almost 96% of new US electrical generating capacity added in the first third of 2025.



Contact Us

For catalog requests, pricing, or partnerships, please visit:

<https://id2market.eu>

Phone: +34 910 56 87 45

Email: info@id2market.eu

Scan the QR code to access our WhatsApp.

